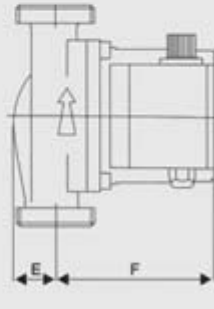
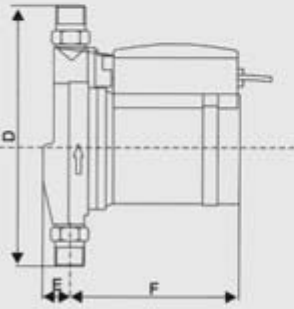
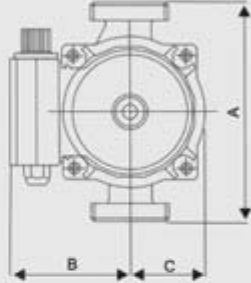
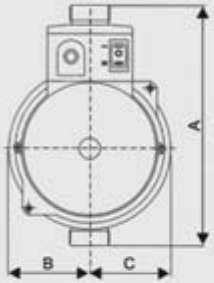
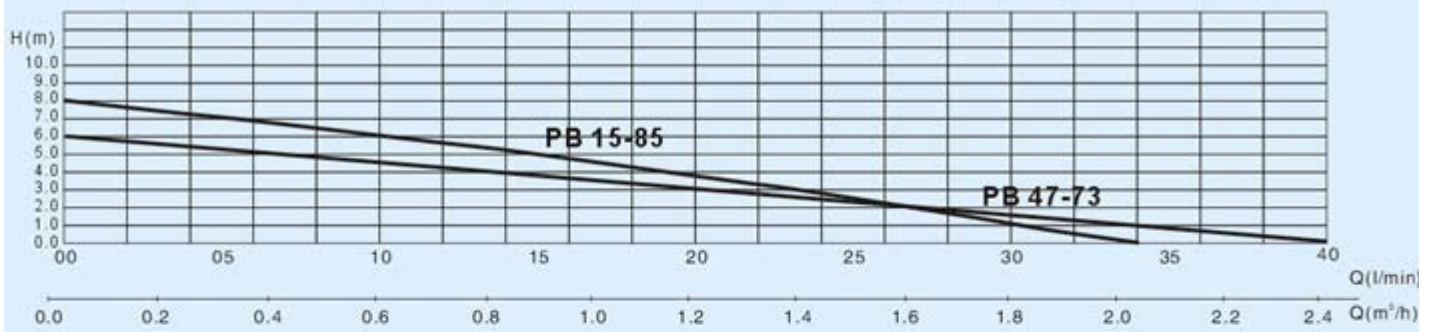


PB47-73 PB15-85

MINI CIRCULATION PUMPS



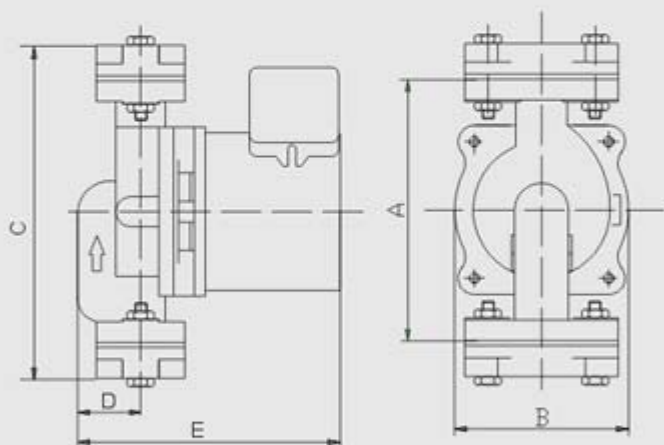


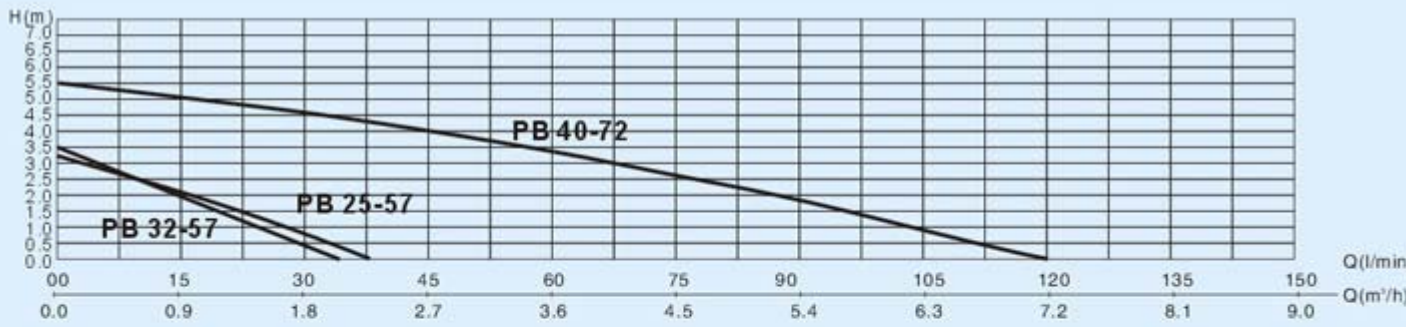
| MODEL | | PB 47-73 | PB 15-85 |
|------------------|---|---------------|---------------|
| Power source | | 220/240V 50Hz | 220/240V 50Hz |
| Input(watt) | | 90W | 90W |
| Head | | 6m | 8m |
| Capacity | | Max.40L/min | Max.35L/min |
| Gross weight | | 2.7kg | 3.2kg |
| Flange dia(inch) | | 1 1/2" | 3/4" |
| Dimension | A | 136mm | 160mm |
| | B | 75mm | 54mm |
| | C | 40mm | 53mm |
| | D | | 224mm |
| | E | 30mm | 20mm |
| | F | 96mm | 136mm |

PB25-57 PB32-57

PB40-72 >>>

MINI CIRCULATION PUMPS





| MODEL | | PB 25-57 | PB 32-57 | PB 40-72 |
|------------------|---|---------------|---------------|---------------|
| Power source | | 220/240V 50Hz | 220/240V 50Hz | 220/240V 50Hz |
| Input(watt) | | 90W | 110W | 200W |
| Head | | 3.5m | 3.0m | 5.5m |
| Capacity | | Max.35L/min | Max.40L/min | Max.120L/min |
| Gross weight | | 2.8kg | 3.0kg | 9.5kg |
| Flange dia(inch) | | 1" | 1 1/4" | 1 1/2" |
| Dimension | A | 210mm | 155mm | 155mm |
| | B | 156mm | 102mm | 102mm |
| | C | 253mm | 196mm | 196mm |
| | D | 43mm | 35mm | 35mm |
| | E | 221mm | 152mm | 152mm |